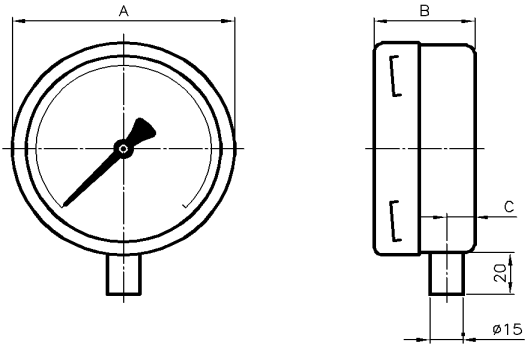
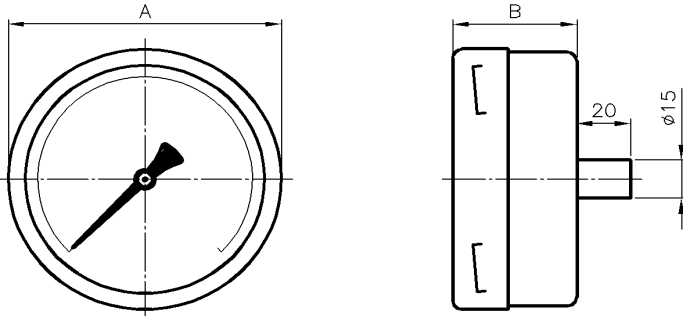
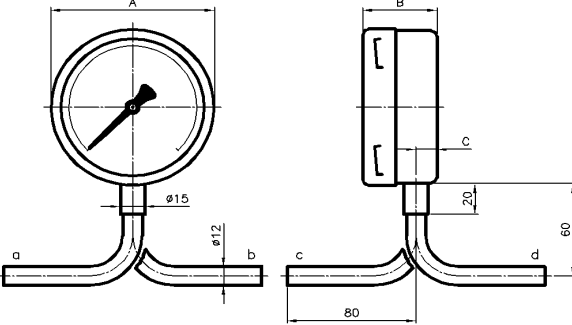
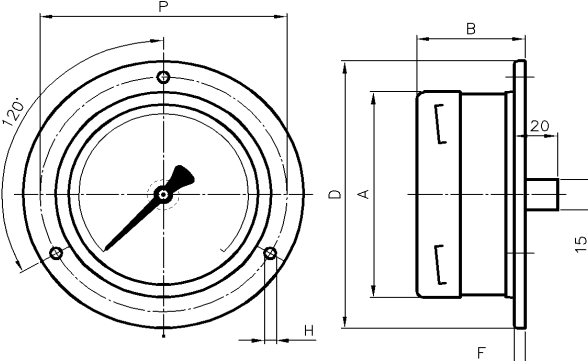


RIGID STEM DIAL THERMOMETERS TYPE TXR

TYPE	DRAWING	DIMENSIONS mm																																															
<p>A</p> <p>TXRxxxXA</p>		<table border="1"> <thead> <tr> <th rowspan="2">DIM.</th> <th colspan="5">CASE DIAMETER</th> </tr> <tr> <th>63</th> <th>80</th> <th>100</th> <th>160</th> <th>250</th> </tr> </thead> <tbody> <tr> <td>A</td> <td>65</td> <td>83</td> <td>101</td> <td>161</td> <td>252</td> </tr> <tr> <td>B</td> <td>38</td> <td>37</td> <td>45</td> <td>45</td> <td>55</td> </tr> <tr> <td>C</td> <td>13</td> <td>13</td> <td>13</td> <td>13</td> <td>13</td> </tr> </tbody> </table>	DIM.	CASE DIAMETER					63	80	100	160	250	A	65	83	101	161	252	B	38	37	45	45	55	C	13	13	13	13	13																		
DIM.	CASE DIAMETER																																																
	63	80	100	160	250																																												
A	65	83	101	161	252																																												
B	38	37	45	45	55																																												
C	13	13	13	13	13																																												
<p>E</p> <p>TXRxxxXE</p>		<table border="1"> <thead> <tr> <th rowspan="2">DIM.</th> <th colspan="5">CASE DIAMETER</th> </tr> <tr> <th>63</th> <th>80</th> <th>100</th> <th>160</th> <th>250</th> </tr> </thead> <tbody> <tr> <td>A</td> <td>65</td> <td>83</td> <td>101</td> <td>161</td> <td>252</td> </tr> <tr> <td>B</td> <td>38</td> <td>37</td> <td>45</td> <td>45</td> <td>55</td> </tr> </tbody> </table>	DIM.	CASE DIAMETER					63	80	100	160	250	A	65	83	101	161	252	B	38	37	45	45	55																								
DIM.	CASE DIAMETER																																																
	63	80	100	160	250																																												
A	65	83	101	161	252																																												
B	38	37	45	45	55																																												
<p>T</p> <p>TXRxxxXT-x</p>		<table border="1"> <thead> <tr> <th rowspan="2">DIM.</th> <th colspan="5">CASE DIAMETER</th> </tr> <tr> <th>63</th> <th>80</th> <th>100</th> <th>160</th> <th>250</th> </tr> </thead> <tbody> <tr> <td>A</td> <td>65</td> <td>83</td> <td>101</td> <td>161</td> <td>252</td> </tr> <tr> <td>B</td> <td>38</td> <td>37</td> <td>45</td> <td>45</td> <td>55</td> </tr> <tr> <td>C</td> <td>13</td> <td>13</td> <td>13</td> <td>13</td> <td>13</td> </tr> </tbody> </table>	DIM.	CASE DIAMETER					63	80	100	160	250	A	65	83	101	161	252	B	38	37	45	45	55	C	13	13	13	13	13																		
DIM.	CASE DIAMETER																																																
	63	80	100	160	250																																												
A	65	83	101	161	252																																												
B	38	37	45	45	55																																												
C	13	13	13	13	13																																												
<p>F</p> <p>TXRxxxXF</p>		<table border="1"> <thead> <tr> <th rowspan="2">DIM.</th> <th colspan="5">CASE DIAMETER</th> </tr> <tr> <th>63</th> <th>80</th> <th>100</th> <th>160</th> <th>250</th> </tr> </thead> <tbody> <tr> <td>A</td> <td>65</td> <td>83</td> <td>101</td> <td>161</td> <td>252</td> </tr> <tr> <td>B</td> <td>41</td> <td>40</td> <td>51</td> <td>51</td> <td>57</td> </tr> <tr> <td>D</td> <td>86</td> <td>110</td> <td>132</td> <td>196</td> <td>285</td> </tr> <tr> <td>F</td> <td>5</td> <td>5</td> <td>5</td> <td>5</td> <td>2</td> </tr> <tr> <td>H</td> <td>3.5</td> <td>4</td> <td>5.5</td> <td>6</td> <td>6</td> </tr> <tr> <td>P</td> <td>75</td> <td>95</td> <td>116</td> <td>178</td> <td>270</td> </tr> </tbody> </table>	DIM.	CASE DIAMETER					63	80	100	160	250	A	65	83	101	161	252	B	41	40	51	51	57	D	86	110	132	196	285	F	5	5	5	5	2	H	3.5	4	5.5	6	6	P	75	95	116	178	270
DIM.	CASE DIAMETER																																																
	63	80	100	160	250																																												
A	65	83	101	161	252																																												
B	41	40	51	51	57																																												
D	86	110	132	196	285																																												
F	5	5	5	5	2																																												
H	3.5	4	5.5	6	6																																												
P	75	95	116	178	270																																												

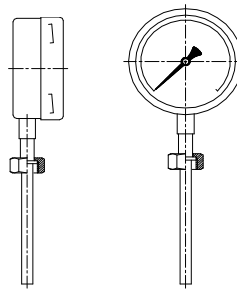
RIGID STEM DIAL THERMOMETERS

Type TXR, with stainless steel case according to EN 13190

STANDARD MODEL:

CASE	: bayonet lock, AISI304/1.4301, IP-65
STEM - BULB	: AISI321/1.4541, see page 8 - 11
WINDOW	: mineral glass 4 mm
DIAL	: aluminium, black figures on white
POINTER	: aluminium, black
CONNECTION	: see page 8 - 11
RANGES	: from -200 upto +800°C, see page 28 - 30

EXAMPLE:



TXR100XA

OVERLOAD	: up to 30% F.S. (but max. 800°C)
ACCURACY	: ±1% F.S. / class 1
MOVEMENT	: brass
OPTIONS	: see page 32
CONTACTS	: see page 33-37
PT-100	: see page 42
TRANSMITTER	: see page 42

TYPE	MODEL	CASE DIAMETER (Ø in mm)				
		63	80	100	160	250
A 1130		TXR063XA	TXR080XA	TXR100XA	TXR160XA	TXR250XA
E 1131		TXR063XE	TXR080XE	TXR100XE	TXR160XE	TXR250XE
T 1133-x (x=A,B,C or D)		TXR063XT-x	TXR080XT-x	TXR100XT-x	TXR160XT-x	TXR250XT-x
F 1138		TXR063XF	TXR080XF	TXR100XF	TXR160XF	TXR250XF
OPTION		EXTRA COSTS				
Lx	LIQUID FILLED CASE: GLYCERINE (in combination with electrical device: Ondina oil, (see page 43))	TXR063Lx	TXR080Lx	TXR100Lx	TXR160Lx	TXR250Lx

BULB LENGTH AND DIAMETER FOR TYPE TXR

TYPE	STANDARD MODEL	bulb diameter Ø d	EXTRA COSTS per 100 mm STAINLESS STEEL AISI321/1.4541
A <i>plain stem</i>		9, 10, 12	per 100 mm
		6, 6.35, 8, 11, 12.5, 13, 14	per 100 mm
		7, 15, 16, 17, 18, 20	per 100 mm
FOR SHORTEST SENSITIVE PART "Ls": SEE PAGE 31		FOR OPTIONS ON BULB LENGTH AND DIAMETER: SEE PAGE 11	

CONNECTIONS FOR RIGID STEM MODELS TYPE TXR

TYPE	MODEL FOR OPTIONS ON CONNECTIONS: SEE PAGE 11	DIMENSIONS				EXTRA COSTS STAINLESS STEEL AISI304/1.4301	
		connection	HEX-1	HEX-2	T		d max
B <i>coupling nut (standard model)</i>		1/4"BSP	22	-	7	Ø 8	
		3/8"BSP	27	-	9	Ø 11	
		1/2"BSP	27	-	9	Ø 15	
		3/4"BSP	32	-	9	Ø 20	
		1"BSP	41	-	13	Ø 20	
		M18x1.5	27	-	8	Ø 12	
		M20x1.5	27	-	9	Ø 14	
		M24x1.5	32	-	9	Ø 18	
BL <i>coupling nut (long model)</i>		1/2"BSP	27	-	14	Ø 15	
		3/4"BSP	32	-	16	Ø 20	
		1"BSP	41	-	18	Ø 20	
C <i>fixed nipple (standard model)</i>		1/4"BSP	17	-	12	Ø 8	
		3/8"BSP	22	-	12	Ø 11	
		1/2"BSP	22	-	14	Ø 15	
		3/4"BSP	30	-	16	Ø 20	
		1"BSP	36	-	18	Ø 20	
		1/4"NPT	17	-	14	Ø 8	
		1/2"NPT	22	-	20	Ø 15	
		3/4"NPT	30	-	20	Ø 20	
		1"NPT	36	-	25	Ø 20	
		M18x1.5	22	-	12	Ø 12	
		M20x1.5	22	-	14	Ø 14	
M24x1.5	27	-	14	Ø 18			
CL <i>fixed nipple (long model)</i>		1/2"BSP	22	-	20	Ø 15	
		3/4"BSP	30	-	20	Ø 20	
		1"BSP	36	-	25	Ø 20	

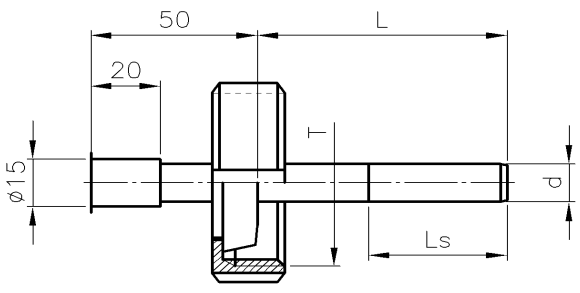
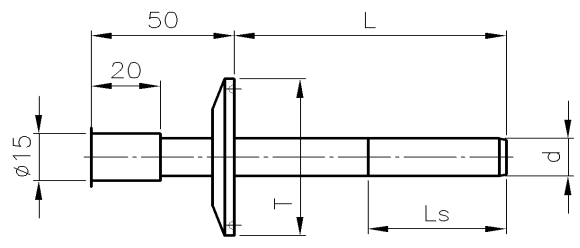
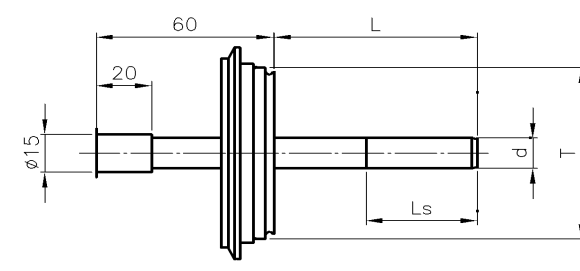
CONNECTIONS FOR RIGID STEM MODELS TYPE TXR

TYPE	MODEL FOR OPTIONS ON CONNECTIONS: SEE PAGE 11	DIMENSIONS				EXTRA COSTS	
		connection	HEX-1	HEX-2	T	d max	STAINLESS STEEL AISI304/1.4301
A 04 turning nipple (standard model)		1/4" BSP	17	-	12	Ø 8	
		3/8" BSP	22	-	12	Ø 11	
		1/2" BSP	22	-	14	Ø 15	
		3/4" BSP	30	-	16	Ø 20	
		1" BSP	36	-	18	Ø 20	
		M18x1.5	22	-	12	Ø 12	
		M20x1.5	22	-	14	Ø 14	
		M24x1.5	27	-	14	Ø 18	
AL04 turning nipple (long model)		1/2" BSP	22	-	20	Ø 15	
		3/4" BSP	30	-	20	Ø 20	
		1" BSP	36	-	25	Ø 20	
B 01 coupling nut + double nipple	<p>THREAD BETWEEN HEX-1 and HEX-2: 1/2" BSP</p>	1/4" BSP	27	22	12	Ø 8	
		3/8" BSP	27	22	12	Ø 11	
		1/2" BSP	27	22	14	Ø 15	
		3/4" BSP	27	27	16	Ø 20	
		1" BSP	27	36	18	Ø 20	
		1/4" NPT	27	22	14	Ø 8	
		1/2" NPT	27	22	20	Ø 15	
		3/4" NPT	27	27	20	Ø 20	
		1" NPT	27	36	25	Ø 20	
		M18x1.5	27	22	12	Ø 12	
		M20x1.5	27	22	14	Ø 14	
		M24x1.5	27	27	14	Ø 18	
CS 3 adjustable connection, sliding on stem	<p>THREAD BETWEEN HEX-1 and HEX-2: 1/2" BSP</p>	1/4" BSP	22	27	12	Ø 8	
		3/8" BSP	22	27	12	Ø 11	
		1/2" BSP	22	27	14	Ø 15	
		3/4" BSP	22	32	16	Ø 20	
		1" BSP	22	36	18	Ø 20	
		1/4" NPT	22	27	14	Ø 8	
		1/2" NPT	22	27	20	Ø 15	
		3/4" NPT	22	27	20	Ø 20	
		1" NPT	22	36	25	Ø 20	
		M18x1.5	22	27	12	Ø 12	
		M20x1.5	22	27	14	Ø 14	
		M24x1.5	22	27	14	Ø 18	
	FOR CONNECTION TYPE CS3		1/2" BSP female				
		3/4" BSP female					
		1" BSP female					

CONNECTIONS FOR RIGID STEM MODELS TYPE TXR

TYPE	MODEL	DIMENSIONS			EXTRA COSTS
		L	d-1	d-2	STAINLESS STEEL
					AISI321/1.4541
S <i>surface bulb: fixed type</i>		-	-	-	
SA <i>surface bulb: adjustable type</i>		-	-	-	
HA <i>helical air bulb</i>		-	-	-	
HP <i>with handle and point</i>		1000	10 12	22	
		1000	14 16	22	
		1000	18	22	

SANITARY CONNECTIONS FOR RIGID STEM MODELS TYPE TXR

TYPE	MODEL WITH POLISHED BULB	DIMENSIONS		EXTRA COSTS
		connection	T	STAINLESS STEEL AISI316/1.4401
CM <i>acc. to DIN 11851</i>	 <p style="text-align: center;">(also available in SMS, RJT, IDF etc.)</p>	1" - DN25	rd 52x1/6	
		1 1/2" - DN40	rd 65x1/6	
		2" - DN50	rd 78x1/6	
		3" - DN80	rd 104x1/6	
TC <i>TRI CLAMP acc. to ISO 2852</i>		1"	Ø 50.5	
		1 1/2"	Ø 50.5	
		2"	Ø 64	
TV <i>Varivent® In-Line</i>		DN50	Ø 50	
		Suitable for In Line housing DN25		
		DN68	Ø 68	
		Suitable for In Line housing DN40 and up		

OPTIONS FOR BULB AND STEM

OPTION		EXTRA COSTS
		PER 100 MM
BULB AND STEM AISI316/1.4401	for diameter 6, 8, 9, 10, 12, 13, 14, 15, 16, 18	
BULB AND STEM POLISHED (MECHANICAL)	for all diameters	
BULB AND STEM PTFE® LINING (max.250° C)	MAXIMUM 1000 mm (longer: ON DEMAND)	first 100 mm:
BULB AND STEM HALAR® COATED (max.120° C)		per 100 mm extra: